

# ANNUAL REPORT 2025

---

Congressional Community Action Project  
Celebrating Our Work and Impact in Our Community



**CCAP**   
CONGREGATIONAL COMMUNITY ACTION PROJECT  
*Committed to Helping our Neighbors Since 1974*

# OUR VISION AND MISSION



## OUR MISSION

*Meeting basic needs for neighbors in crisis.*

Guided by our faith in God and love for our neighbor, CCAP is committed to helping our neighbors meet basic needs with food, clothing, and financial resources.

## OUR VISION

*A community where neighbors can count on compassion in times of need.*

## ABOUT US

We are a homeless-prevention organization helping neighbors through crisis with food, clothing, and small grants for essential bills.

Founded in 1974 by 11 churches, CCAP became a 501(c)(3) nonprofit in 1975. We operate a Food Pantry, Clothing House, and Financial Assistance program, supported by faith communities, businesses, civic groups, grantors, and individual donors.



# DIRECTOR'S LETTER

## 2025: A Remarkable Year for CCAP!

Thanks to your incredible support, we made significant strides in 2025, serving over 11,000 individuals through 65,000 visits, an increase of 2,000 visits over 2024. Our Food Pantry provided more than 40lbs. worth of groceries per visit, our Clothing House distributed 61,000 diapers and 155,000 clothing items, and we offered \$210,000 in financial assistance to 2,986 people in crisis.

We are profoundly thankful for every volunteer, donor, partner, business, and faith community that contributed to this success. Your generosity has empowered us to start 2026 in a strong position to continue our services. With your help, we will resurface our warehouse and food pantry floors, which will increase safety and cleanliness, allowing us to serve our clients with the dignity and respect they deserve.

2025, was also marked by essential exterior improvements to our building and a focus on volunteer training which has significantly enhanced our client experience. Looking ahead to 2026, CCAP will be strategizing how to provide services in a year where many may find it challenging to offer financial support, and grants and foundation funding will become more competitive. We will be hosting two major fundraising events: the 6th Annual Benefit Bike Ride and an Evening of Magic. Stay tuned for more details!

If you'd like to learn more, tour our facility, or read our newsletters, please visit [www.ccapwinchester.org](http://www.ccapwinchester.org) or follow us on Facebook. Thank you for being an integral part of the CCAP community!

**ANDREA COSANS**

**EXECUTIVE DIRECTOR**

Phone: (540) 662-4318

Email: [finance@ccapwinchester.com](mailto:finance@ccapwinchester.com)

112 South Kent Street  
Winchester, VA 22601

*Committed to Helping Our  
Neighbors Since 1974*



**65,000+**

total program visits in 2025



**11,000+**

individuals served across all  
programs



**991**

individuals received financial  
crisis assistance

**How CCAP Makes a Difference:**

CCAP provides timely help when families need it most. While thousands rely on food, clothing, and financial support, most visit only once or twice per year—evidence that CCAP’s support helps prevent short-term emergencies from becoming long-term setbacks. *(Visits reflect household-based services and include all household members supported).*

**Food Support**



**10,170**

Food pantry visits in 2025

**9,113**

individuals served

**2,896**

households served

**Clothing House**



**5,446**

Clothing House visits

**5,195**

individuals served

**1,562**

households served

**Financial Assistance**

**\$209,000**

in financial  
assistance  
provided

**991**

Individuals received  
assistance

**214**

first-time households

**Community Engagement**

**500+**

volunteers  
contributed

**300+**

community, business &  
faith partners





# CCAP'S SERVICES

CCAP provides three primary programs and several secondary services that support neighbors in crisis.

## Primary Programs

### Food Pantry

- Offers pantry staples, non-perishables, fresh produce, meat, and hygiene items
- Pet food/litter and household supplies available occasionally
- Clients may visit once per month, or once per week if experiencing homelessness

### Clothing House

- Provides in-season clothing for all ages and sizes plus blankets, linens, and towels
- Baby and toddler room provides clothing, diapers, wipes, and books for 0 to 4 year olds.
- Clients may visit once per month, or once per week if homeless

### Financial Assistance

- Up to \$200 per calendar year for utilities, rent/mortgage, heating/fuel, or car repair for those employed
- Payments are made directly to the billing provider on behalf of the clients

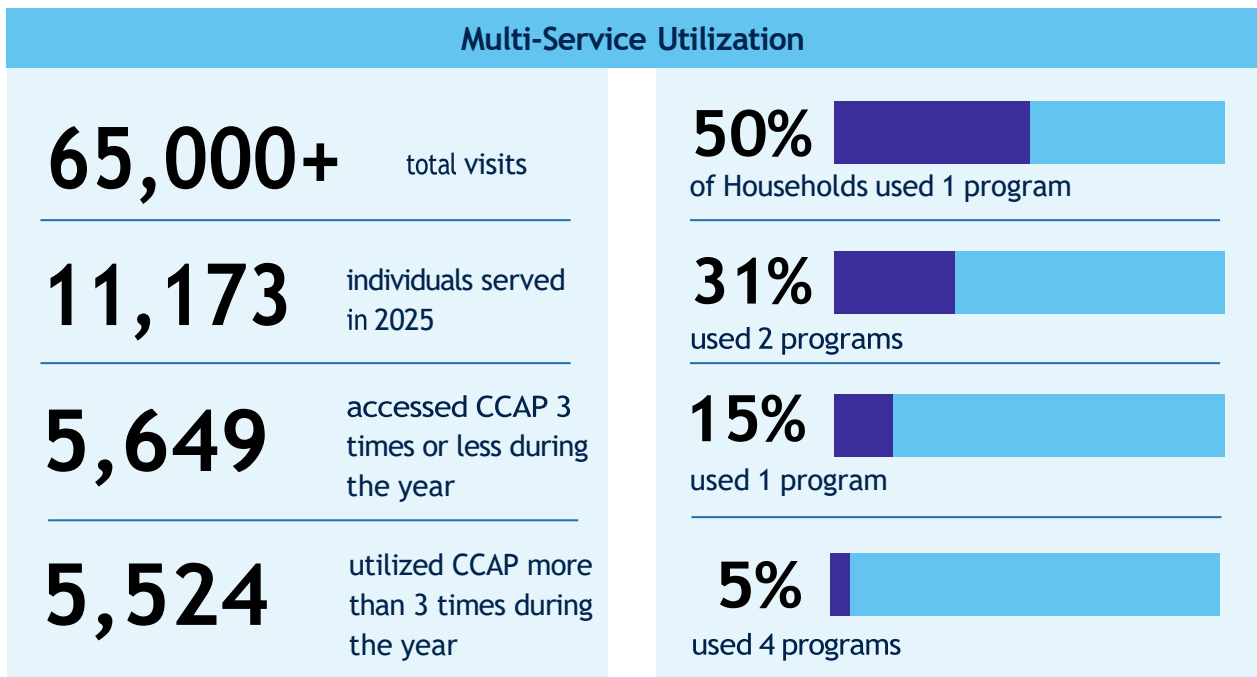
## Secondary Services

- Firewood distribution during winter months
- Work bicycles and work boots for employed clients
- Holiday dinner giveaways
- Three community Freedges (24/7 outdoor food-sharing locations)
- On-site partnerships with local agencies providing direct services at CCAP

# CCAP'S PRIMARY SERVICES

In 2025, CCAP supported **11,173 neighbors across 65,196 program visits**. Most clients used more than one service, most often the Food Pantry and Clothing House. Only 5% of clients relied on all four programs for stability during crisis, underscoring how CCAP's integrated, wrap-around model helps families stay housed, fed, and supported during their most challenging moments.

Together, this data shows that CCAP is a stabilizing force in our community—providing coordinated support that prevents deeper hardship and help families maintain safety and well-being.



### Impact Story: Mrs. D

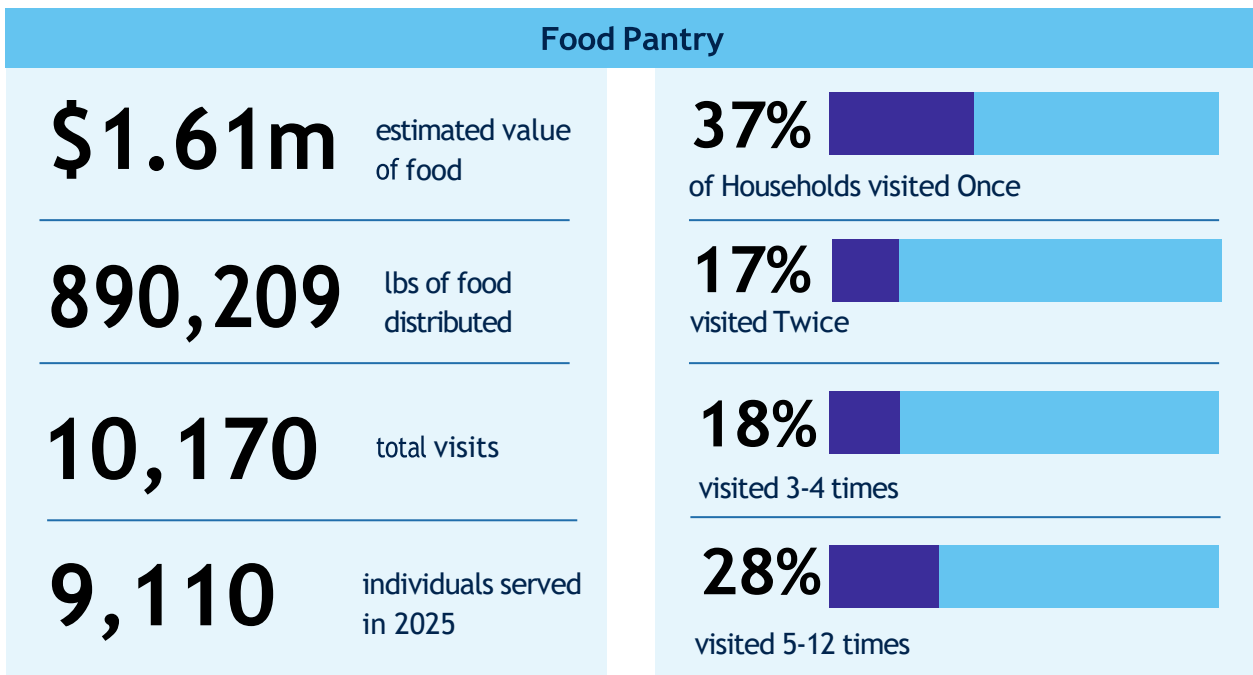
Mrs. D lost her house in a fire. She has 3 children and some pets. CCAP put her family up in a hotel until insurance kicked in. CCAP also partnered with other groups to help find housing for the animals. Her family accessed the food pantry and clothing house to find clothes. CCAP also coordinated with Red Cross for services for the family. It does take a village!



# FOOD PANTRY

There were **10,170 total visits** to the Food Pantry in 2025. **9,110 clients** visited the pantry in 2025, with most clients visiting **three times or less**.

**890,209 lbs. of food**, estimated at **\$1,610,958**, went out in 2025, including 140,372 lbs that CCAP purchased, 513,040 lbs. donated from BRAFB and their partners and 236,797 lbs. from the community. In-kind food donations were valued at \$1.97 per lbs., and about 40 lbs. of food went out per family per monthly visit.



### Impact Story: Mrs. B

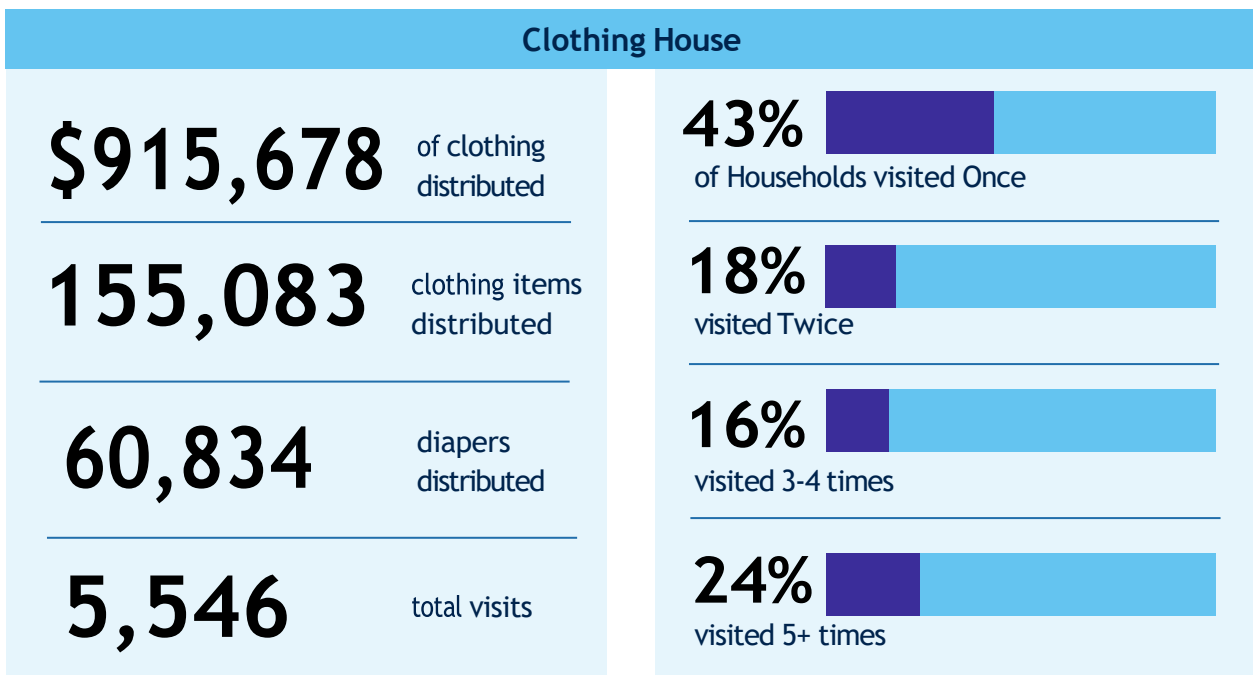
Mrs. B is disabled, on oxygen and has a fixed income. Her rent and utilities are increasing. She uses the food pantry so she does not need to make the choice between heat and rent.



# CLOTHING HOUSE

There were **5,546 total visits** to the Clothing House in 2025. Of those, **705 individuals visited only once**, and 48 clients visited more than monthly. Clothing House usage increased in August and October, aligning with Back-to-School needs and colder weather.

A total of **190,703 clothing items were distributed**—valued at **\$882,275**—along with 231 towel sets and 312 sheet sets. The Baby and Toddler Room provided **60,834 diapers** and served **2,103 children in support** for families in 2025.



**Impact Story:**

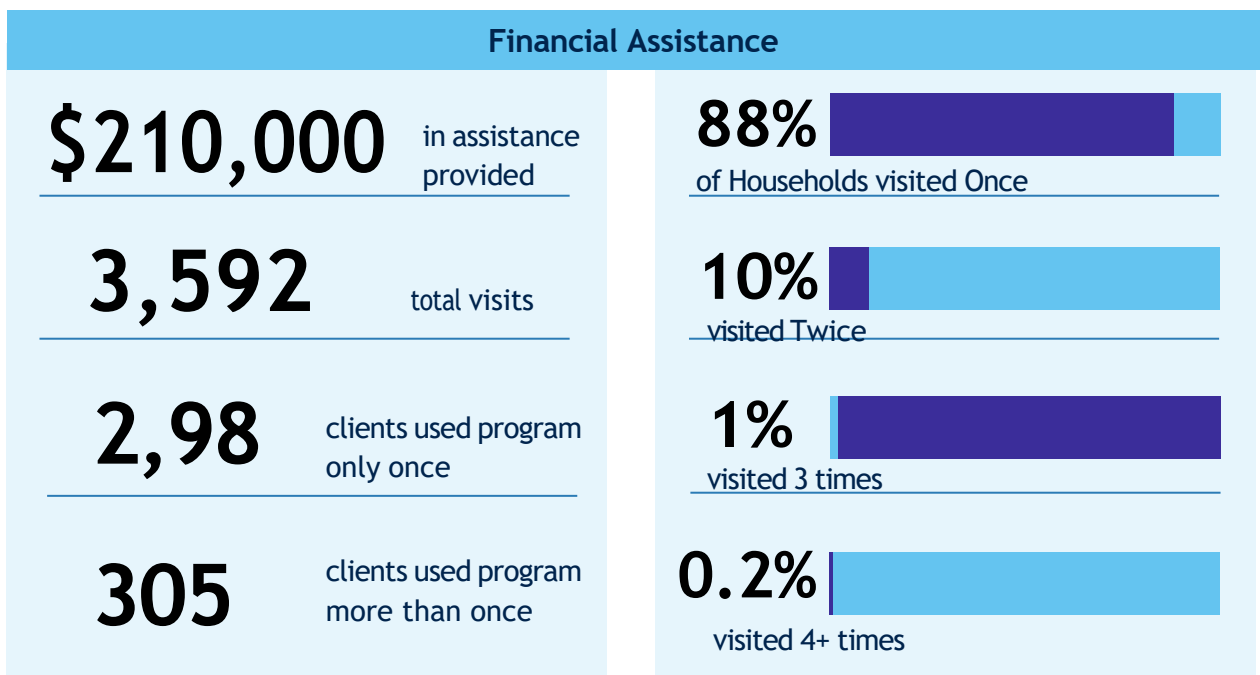
Bridging The Gaps contacted us because they had a new client in treatment who came without clothes or a winter coat. We provided five outfits and a coat so the client could concentrate on recovery and not worry about not having clothes!



# FINANCIAL ASSISTANCE

2980 clients visited for Financial Assistance in 2025, totaling \$209,000 in direct support. CCAP provides emergency financial assistance—up to \$200 per household per calendar year—to help with utilities, rent or mortgage, heating/fuel, and car repair for those who are working. Payments are made directly to the billing provider, ensuring funds go exactly where they are needed.

The majority of the individuals served, 2,980 received assistance once. Those who visited three or more times were seeking help with refillable propane and kerosene tanks during severe weather.



### Impact Story: Richard

Richard lives in a camper and heats and cooks with kerosene. CCAP was able to support him through the winter with filling up his propane tanks multiple times.





## SECONDARY SERVICES

**1,300** 

**Households Received Holiday Dinner Giveaways**

CCAP provided holiday meals for Thanksgiving, Christmas, and Easter, serving 1300 households in 2025. Thanksgiving saw the highest turnout (268 households), followed by Christmas (198) and Easter (189). Most families attended only once; just 30 households participated in all three.

**135** 

**Loads of Firewood Distributed During Winter Months**

Between November and April, CCAP offers three free loads of firewood per month and two additional loads for a small fee. A total of 135 loads were distributed during the 2024–2025 winter season.

**20** 

**Bicycles Given to People to Get To/ From Work**

In 2025, CCAP distributed 20 bicycles for transportation to and from work, along with 13 pairs of work boots/shoes for clients needing them for employment.

**24/7** 

**The Freedge is Open and Available to Anyone in Need**

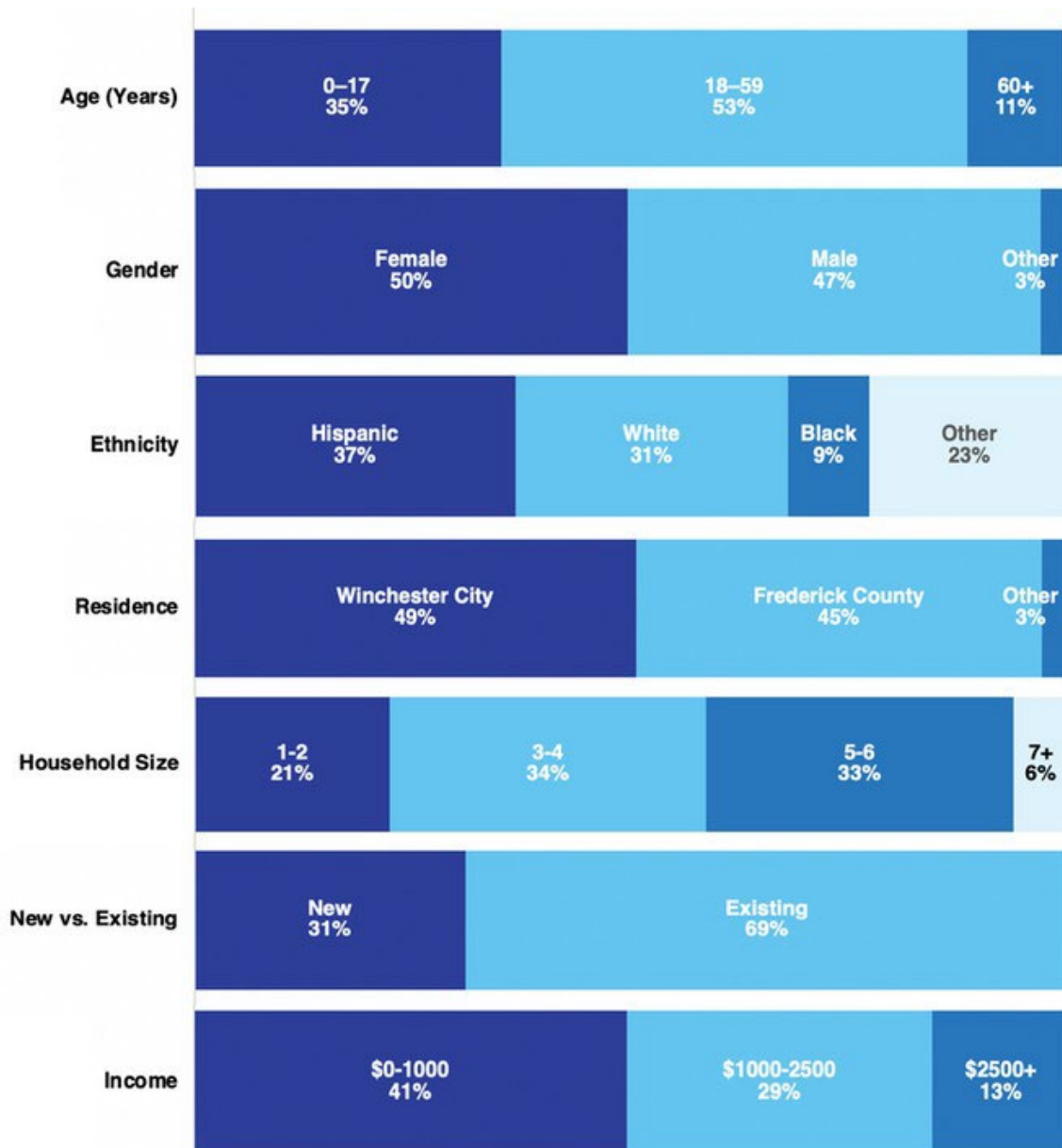
CCAP and its community partners stock three public fridges designed to combat food insecurity, especially in food deserts. Open 24/7, anyone may take or add food with no qualifications required.

# DEMOGRAPHICS

CCAP served over 11,000 individuals in 2025, representing a diverse cross-section of our region. Clients include families with children, older adults, multilingual households, and individuals experiencing homelessness. Understanding these demographics helps CCAP tailor services, reduce barriers, and ensure programs reach those with the greatest need.

## Who We Serve (2025)

CCAP supported families with children, older adults, unhoused neighbors, and multilingual households—including **37% Hispanic** and speakers of **15 languages**. The majority had a monthly income below \$1,000. More than **one-third of clients were new** to CCAP in 2025.



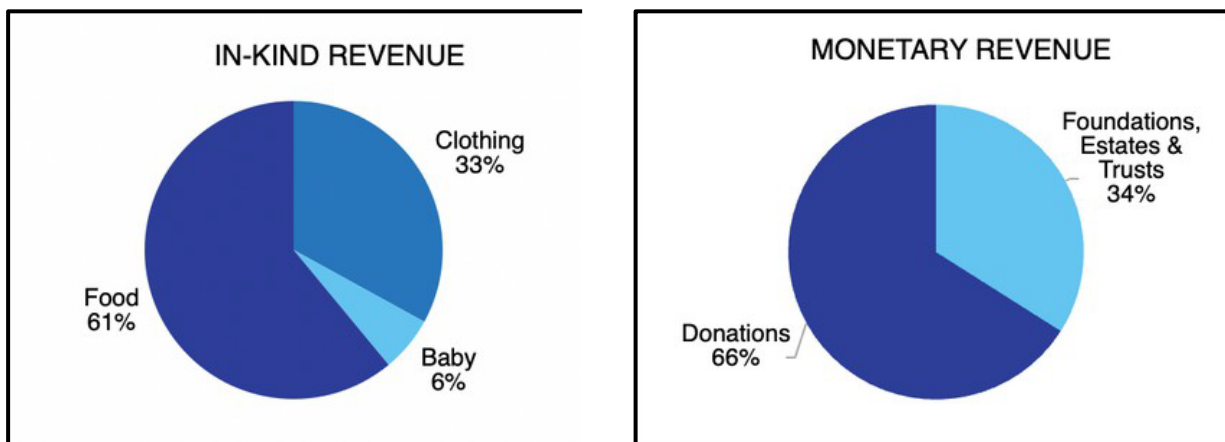
\*Income is Self-Reported

# REVENUE & PARTNERSHIP

## Revenue & Support

In 2025, CCAP received \$732,000 in monetary revenue, including \$486,00 in donations from organizations, corporations, the faith community, and individuals and \$246,000 from foundations, grants, trusts, and estates. An additional \$2.4 Million in in-kind contributions—food, clothing, linens, baby items, and other goods—helped sustain daily operations.

Volunteers also contributed 20,634 hours, equal to nearly 10 full-time employees.



## On-Site Partner Services

CCAP hosts community partners who provide free, value-added services directly to clients—saving time, reducing barriers, and helping families stabilize faster. Partners offer support with benefits applications, employment services, insurance, financial counseling, and more.

### On-Site Partners Include:

- Blue Ridge Insurance
- Winchester DSS
- Frederick County DSS
- Virginia Employment Commission
- Laurel Ridge Community College
- United Bank
- Sinclair Medical Clinic
- Horizon Goodwill





# COMMUNITY PARTNERS & VOLUNTEERS

CCAP is blessed to be part of a generous community of partners—hundreds of concerned individuals, faith-based organizations, civic groups, foundations, and corporate supporters. Some bring sustaining financial contributions, others provide essential expertise, and all share a commitment to caring for our neighbors in need.

CCAP could not provide its services without our incredible volunteers. Whether assisting in the Clothing House, providing compassionate financial assistance, staffing the food pantry, or driving six days a week to pick up donations, volunteers are the backbone of this organization. Thank you, from the bottom of my heart, for every act of service.

## WHAT'S COMING 2026

2026 brings special fundraising events and community drives to help us continue doing good for our neighbors. Updates will be shared on our Facebook page and CCAP website.

CCAP will also continue strengthening relationships with our community partners and local nonprofits to expand coordinated services and advocacy for the clients we serve.

